

Electronic Display

UAD3V3

Trip amplifier for all physical quantities with digital display, 4 switching outputs and 2 analog outputs.
Linearity error 0.2 % f. s.

Features

Two 8-digit 14-segment LCD displays with bargraph and trend indication, microprocessor controlled, self monitoring, all parameters are configured by keypad, display unit selectable, adjustable keypad lock, high accuracy, quick scanning rate (1000/s)

Display range

freely scalable: -9999...+9999

Applications

OEM applications,
hydraulic and pneumatic systems,
test bed and apparatus engineering,
heavy industry

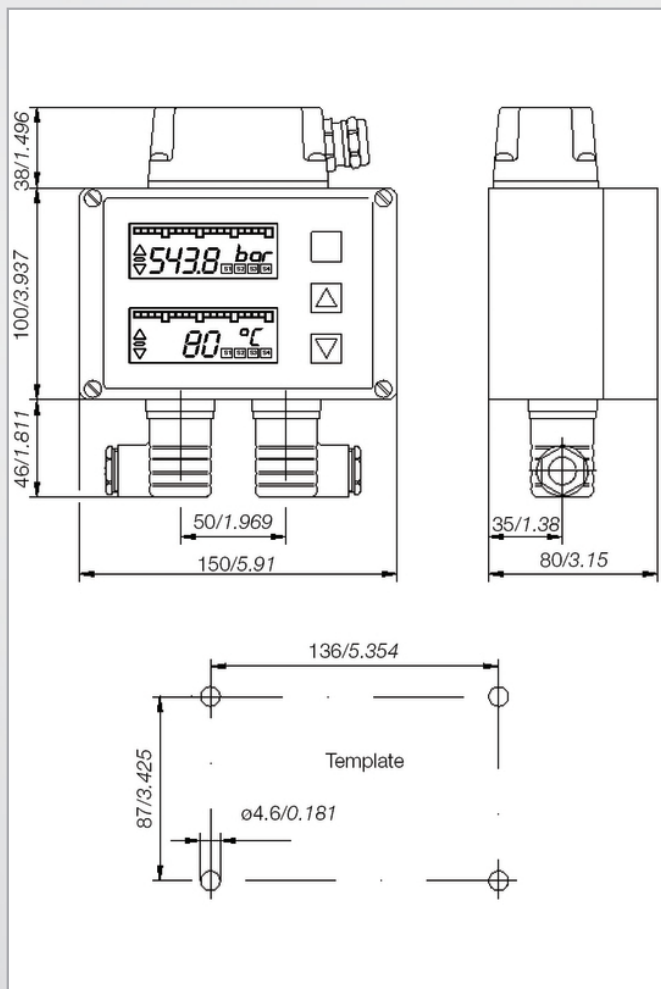


Technical Data

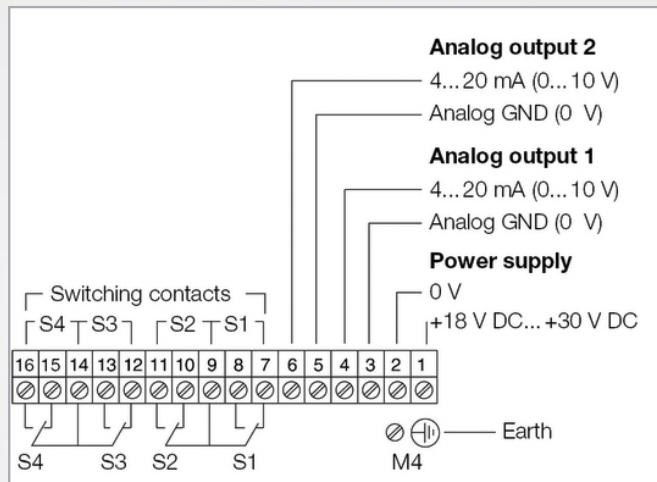
Measuring principle:	Amplifier with 12 bit A/D converter
Materials:	
Electronics housing:	Cast aluminum G AL SI 12
Housing seal:	CR
Keypad:	Polyester
Operating elements:	Keypad with easy-response push-buttons
System of protection:	IP65
Protection class:	I
Dimensions:	100 x 150 x 80 mm (W x H x D)
Weight:	approx. 1080 g
Analog measuring inputs:	
Current input:	4... 20 mA
Voltage input:	0... 10 V DC
Linearity error:	< ±0.2 % v. f. s. at 25 °C
A/D converter:	
Resolution:	12 bit (4096 steps per measuring span)
Scanning rate:	1000 / s
On-status display:	Two 8-digit 14-segment LCD displays, digit height 12 mm, red and green 20-segment for current value
Bargraph:	20-segment for current value
Trend arrows:	last changes
Display range:	-9999... +9999
Display rate:	4 / s
Display unit:	all technical units
Sensor connection:	2 plugs 3-pin, DIN EN 175 301-803-A (prev. DIN 43650), incl. plug connector
Electrical connection:	16-pin screw terminal for 1.5 mm ² AWG14, plug-in type

Cable gland:	
Standard:	1 x PG13.5 side entry
Option:	2 x PG13.5 top entry
Temperature influence:	< 0.1 % v. f. s. / 10K
Compensation range:	-10 °C... +70 °C
Repeatability:	≤±0.01 % v. f. s.
Temperature range:	
Electronics:	-10 °C... +70 °C
Storage:	-30 °C... +80 °C
Power supply:	18... 32 V DC, reversed polarity protected (SELV, PELV)
Power consumption:	approx. 250 mA at Ub = 24 V DC (without load)
Analog output:	
Current output:	4...20 mA
Load:	max. RI = (Ub-12 V) / 20 mA RI = 600 Ohm at Ub = 24 V DC
Load influence:	0.3 % / 100 Ohm
Scanning rate:	1 ms
Voltage output:	0...10 V DC
Rating:	max. 10 mA
Adjustment range:	25 %... 100 % f. s.
4x relay output(s)-change-over contacts (SPDT):	
Switching voltage:	max. 120 V DC / 160 V AC
Switching power:	max. 120 W / 1250 VA
Cycles:	1 mio. at 24 V DC / 2 A
Switching rate:	max. 20 / s
Delay:	0.0 s ... 9.9 s adjustable
Operation time:	1 ms
Status display:	S1... S4 on LCD display
Accessories:	Vibration damper

Dimensions (mm / inch)



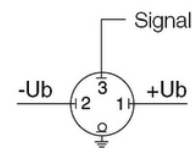
Electronic connections



Sensor Connection UAD3-V3

according to DIN 43650

- 1 = +Ub
- 2 = -Ub*
- 3 = Signal



* Pin 2 is not needed with 2-wire connection.

Analog measuring input

Optional:
Current input: 4...20 mA
Voltage input: 0...10 V DC

Order Numbers

Electronic trip amplifier with 4 relays, 2 inputs and multifunction display		
Analog Input	Analog Output	Order No.
4...20 mA	4...20 mA	0007-017
4...20 mA	0...10 V	0007-018
0...10 V	4...20 mA	0007-019
0...10 V	0...10 V	0007-020

Accessories

Order Number	Description
914-0107	Vibration damper (1 pack = 4 pcs)